

Vital Stats

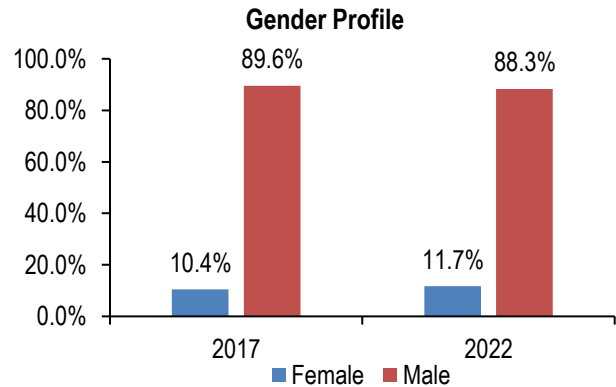
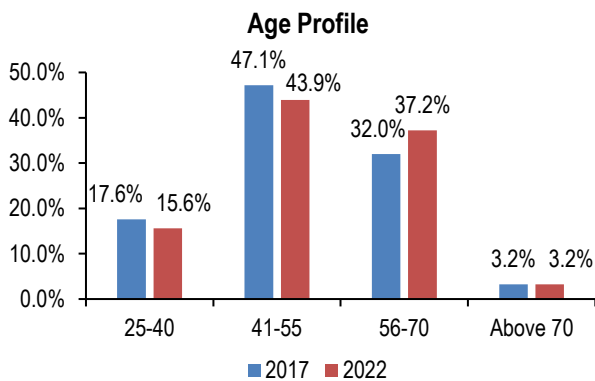
Profile of the 18th Uttar Pradesh Legislative Assembly

The results of the elections to the 18th Uttar Pradesh Legislative Assembly were declared on March 10, 2022. There are 403 assembly seats in the state. In this note, we analyse data on the profile of the incoming Members of Legislative Assembly (MLAs) and compare it with the previous Assembly.

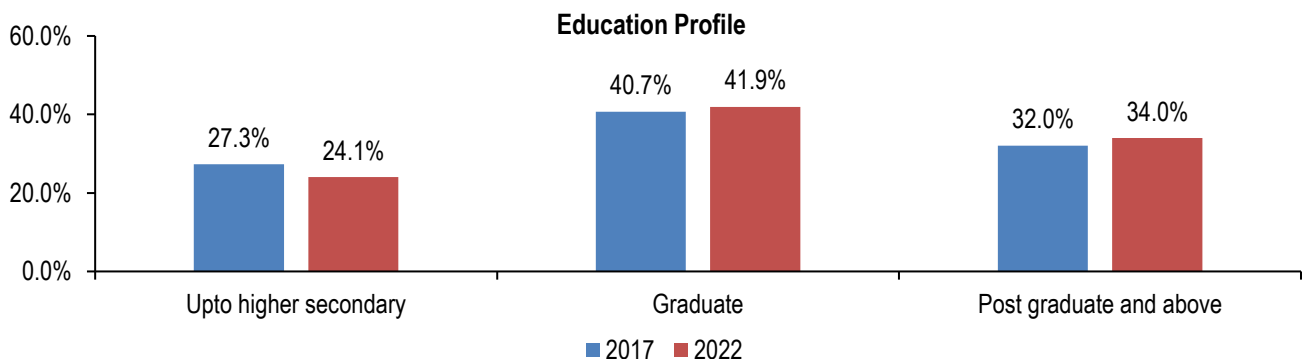
Bharatiya Janata Party has the majority with 255 seats; Samajwadi Party wins 111 seats

Political Party	2022	2017
Bharatiya Janata Party	255	312
Samajwadi Party	111	47
Apna Dal (Soneylal)	12	9
Rashtriya Lok Dal	8	1
Nirbal Indian Shoshit Hamara Aam Dal	6	1
Suheldev Bharatiya Samaj Party	6	4
Indian National Congress	2	7
Jansatta Dal Loktantrik	2	0
Bahujan Samaj Party	1	19
Independent	0	3

MLAs above the age of 55 increase; number of women MLAs increases from 42 to 47



Number of MLAs with at least a bachelor's degree increase



Sources: Election Commission of India (results.eci.gov.in); Candidate Affidavits uploaded on ECI; MyNeta (<https://www.myneta.info>); Uttar Pradesh Legislative Assembly (<http://uplegisassembly.gov.in/>); PRS.

DISCLAIMER: This document is being furnished to you for your information. You may choose to reproduce or redistribute this report for non-commercial purposes in part or in full to any other person with due acknowledgement of PRS Legislative Research ("PRS"). The opinions expressed herein are entirely those of the author(s). PRS makes every effort to use reliable and comprehensive information, but PRS does not represent that the contents of the report are accurate or complete. PRS is an independent, not-for-profit group. This document has been prepared without regard to the objectives or opinions of those who may receive it.